



Maximum Performance



**MAXIMUM ENERGY EFFICIENCY.  
SERIOUS RESULTS.**

UNIMAC.COM

**UT SERIES 75 LB TUMBLE DRYERS**

# MAXIMUM PERFORMANCE WITH MORE CONTROL

Quality results are the goal of your on-premises laundry. However, you also want advanced functionality and access to the data that enables you to better manage your resources. UniMac® Premium tumble dryers deliver exceptional performance along with our legendary durability, while offering complete control of the operation.

## LOWER YOUR COSTS WITH UNIMAC

Drying cycles are usually 30 percent longer than wash cycles. Reducing dry times to match wash times enables you to run your laundry at maximum efficiency. Our dryers are designed for fast drying, while balancing energy costs. With more than 70 years of dryer engineering experience, we have found the perfect balance between drying time and actual Btu usage to conserve energy, maximize throughput and lower labor costs.

**OPTidry™**

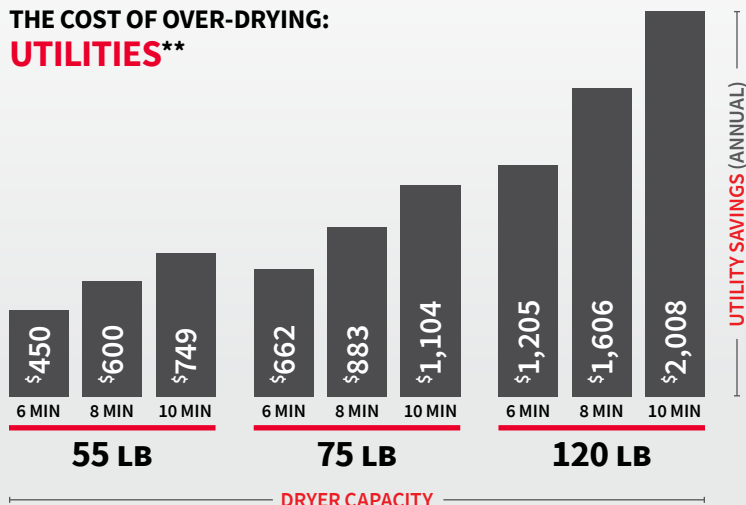
## OVER-DRY PREVENTION TECHNOLOGY\*

UniMac's optional OPTidry system takes efficiency further by eliminating costly over-drying. Removing over-drying from your laundry not only reduces utility expenses, but also curbs labor costs and extends linen life, saving up to thousands of dollars annually.

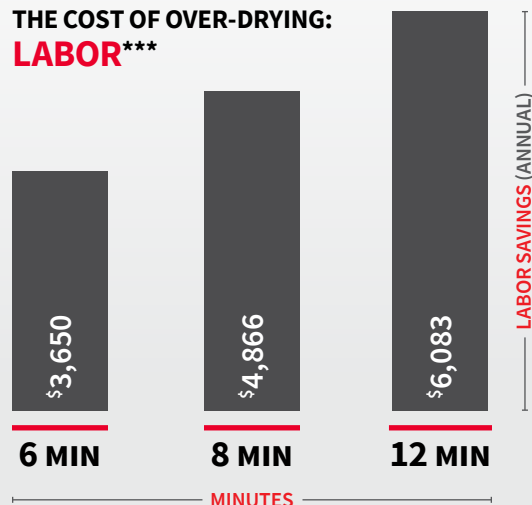


## OPTIDRY SAVES AN AVERAGE OF 8 MINUTES PER LOAD. WHAT WOULD 8 MINUTES PER LOAD SAVE YOU?

### THE COST OF OVER-DRYING: UTILITIES\*\*



### THE COST OF OVER-DRYING: LABOR\*\*\*



\* OPTidry™ is available for tumble dryers with UniLinc Touch and select M Series control packages.

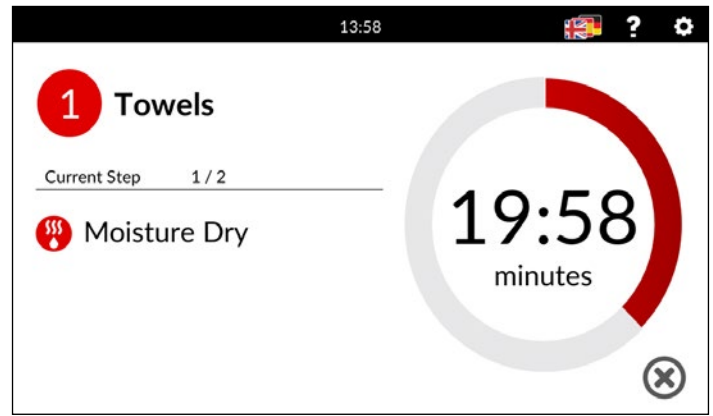
\*\* Based on 10 loads/day, seven days/week and \$1.10/therm

\*\*\* Based on seven days/week and \$10/employee hour

# UniLinc™ Touch

**EASE OF USE** drives the ultimate user experience in on-premises laundry with the UniLinc™ Touch control. UniMac's premium control brings simplicity, flexibility and intelligence to every laundry room.

Perfectly matched to UniMac's industrial performance and longevity, the UniLinc Touch control takes industry leading value and lowest total cost of ownership to the next level.



**BRIGHT, CAPACITIVE TOUCH SCREEN**  
with clear cycle navigation



**34 LANGUAGE OPTIONS**  
enabling staff members to operate the machine in their first language



**STREAMLINE THROUGHPUT**  
with an easy-to-read main screen cycle countdown timer, complimented by a count-up timer upon cycle completion




**SEAMLESS USER EXPERIENCE**  
with control continuity from the washer-extractor to the tumble dryer



**STAFF TRAINING**  
is quick and simple with this intuitive control



**SET-UP, PROGRAMMING, AND TROUBLESHOOTING**  
simplified with easy-to-understand notifications



**DIAGNOSTICS AND MACHINE AUDIT DATA**  
identify and resolve errors faster, reducing downtime and service costs



**M SERIES CONTROL**  
This customizable control allows any combination up to 30 auto-dry and time-dry cycles to be saved, providing easy user interface.



**DUAL DIGITAL TIMER (DDT) CONTROL**  
This economy control allows for the operator to select the ideal temperature, heating time and cooling time for each use.

## ProCapture™ BY UNIMAC®

Through an industry-first patented process, ProCapture by UniMac captures 98 percent of tumble dryer lint.\* This breakthrough technology produces a number of benefits including real dollars in savings.

*\*Results derived from internal lab testing environment produced 97.84% lint capture efficiency with bath towel loads dried at 185 degrees Fahrenheit. No independent lab testing was conducted. These results represent findings from controlled laboratory conditions and may not accurately simulate real-world usage of the product as effectiveness can vary widely depending on factors such as method of use, load type, environment, individual user characteristics, and other circumstances.*

## C.A.R.E.™

In the unlikely event of a linen fire within the cylinder, our optional Combustion Automated Response Equipped (C.A.R.E.) system, a multiport water manifold system, will saturate the linens in the cylinder. It can also activate an alarm at a remote location.

*C.A.R.E.™ is available for tumbler dryers with UniLinc Touch and select M Series control packages.*



Proudly based in Ripon, Wisconsin, USA, UniMac is dedicated to research, development and testing to provide equipment that delivers industrial strength and long-lasting quality.

# SINGLE TUMBLE DRYERS

SPECIFICATIONS		UT075		UTF75 FAST DRY
Control Options		UniLinc Touch	M Series, Dual Digital	UniLinc Touch
Capacity - lb (kg)		75 (34)		75 (34)
Overall Width - in (mm)		38.5 (980)		38.5 (980)
Overall Depth - in (mm)		53.0 (1350)		53.0 (1350)
Overall Height - in (mm)		76.5 (1945)	77.3 (1960)	76.5 (1945)
Cylinder Diameter - in (mm)		37.0 (940)		37.0 (940)
Cylinder Depth - in (mm)		36.0 (914)		36.0 (914)
Cylinder Volume - cu ft (liters)		22.4 (634)		22.4 (634)
Door Opening Size - in (mm)		26.9 (683)		26.9 (683)
Reversing Cylinder		Option		Standard
Water Inlet Size (C.A.R.E.™ System)		(1) 3/4"-11 1/2" NH Hose Connection		(1) 3/4"-11 1/2" NH Hose Connection
Heat Input Power	Gas	150,000 Btu/hr	165,000 Btu/hr	225,000 Btu/hr
	Steam	133,900 Btu/hr	153,985 Btu/hr	-
	Electric	36 kW		-
Gas Connections - in (npt)		0.5		0.75
Plumbing Connections - Steam - in (npt)		0.75		-
Air Outlet - in (mm)	Standard	8 (200)		10 (254)
	ProCapture	10 (254)		-
Motor - HP	Fan	0.5		1.5
	ProCapture™ Fan	1.5		-
	Cylinder	0.5		0.5
Airflow - cfm (liters/sec)		800 (380)		1100 (520)
Electrical Specs - amps	Gas & Steam			
	<b>B</b> 100-120V/50-60/1	12		-
	<b>X*</b> 200-240V/50-60/1-3	Standard - 7 ProCapture - 19		-
	<b>N</b> 440-480V/50-60/3	3		3
	<b>Q</b> 200-240/50-60/3	ProCapture - 14**		6
	Electric			
	<b>G</b> 230-240V/50-60/3	90		90
	<b>L</b> 460-480V/50-60/3	45		45
Shipping Dimensions Approx - in (mm)	Width	41.5 (1054)		41.5 (1050)
	Depth	56.0 (1420)		56.0 (1420)
	Height	Gas & Electric - 81.0 (2060) Steam - 83.5 (2120)		Gas & Electric - 81.0 (2060) -
Net Weight - lb (kg)	Gas & Steam	720 (325), 740 (335)	715 (325), 740 (335)	735 (335)
	Electric	730 (330)		-
	ProCapture	740 (335)		-
Shipping Weight - lb (kg)	Gas & Steam	770 (350), 800 (365)	760 (345), 800 (365)	780 (355)
	Electric	780 (355)		-
	ProCapture	790 (360)		-
Agency Approvals		CSA		CSA

\*X voltage can be connected to 1 or 3 phase power and operates on 1 phase only.

\*\* UT075 with ProCapture™ only

**TO LEARN MORE OR TO FIND A DISTRIBUTOR IN YOUR AREA,  
VISIT UNIMAC.COM ALLIANCE LAUNDRY SYSTEMS - SHEPARD ST, RIPON, WI 54971 - 1.800.587.5458**

For the most accurate information, the installation guide should be used for all design and construction purposes. Due to continuous product improvements, design and specifications subject to change without notice. The quality management systems at Alliance Laundry Systems is registered to ISO 9001.